

Community Health Services Development (CHSD)

2020 FINDINGS FOR CIRCLE, MONTANA

McCone County Health Center participated in the Community Health Services Development (CHSD) project, a community health needs assessment process, administrated by the Montana Office of Rural Health and funded in part through the Montana Health Research and Education Foundation (MHREF) Flex Grant. In the **spring of 2020**, McCone County Health Center's service area was surveyed about it's healthcare system.

CLICK

this icon to read the full report



McCone County's TOP 3's

...to improve healthcare access

Walk in Clinic / Urgent Care (weekend hours)

More visiting specialists

More primary care providers

...for a healthy community

Access to healthcare services

Good jobs & a healthy economy

Religious or spiritual values

...desired local health services

Pharmacy



Dental services



Vision services



Healthcare UTILIZATION

...most utilized preventative services in past year

Blood pressure check



Flu Shot



Vision check



...location of primary care providers used most often

61%

13%

4%

22%

Circle

Miles City

Sidney

Other

...location of hospital used most in last 3 years

McCone County Health Center

23%

Holy Rosary Healthcare


16%

Billings Clinic

16%

Other

46%



31%

reported they or a member of their household **did not get (or delayed)** needed medical services.

Overall **quality of care** at McCone County Health Center was rated "good" (3.4 out of 4.0)


1

2

3

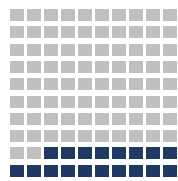
4

Healthy COMMUNITIES



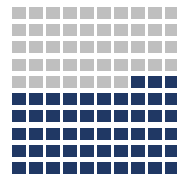
2%

said in the past year, they had worried that they would not have enough food to eat.




18%

feel there are not adequate and affordable housing options available in the community.



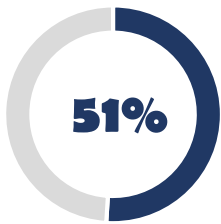
53%

felt lonely or isolated in the past year



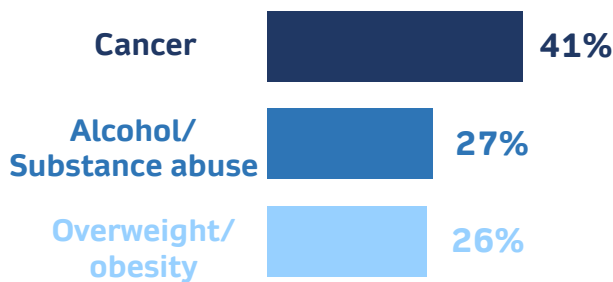
46%

said they rate their mental health as "very good."

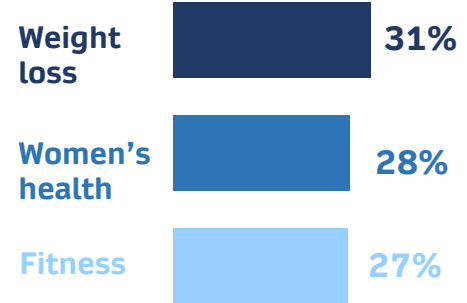


51%
Feel their community is healthy

...top health concerns



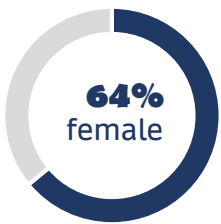
...Interest in health education classes



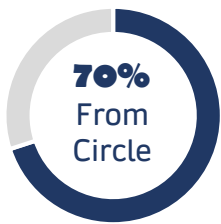
...physical activity



Survey DEMOGRAPHICS

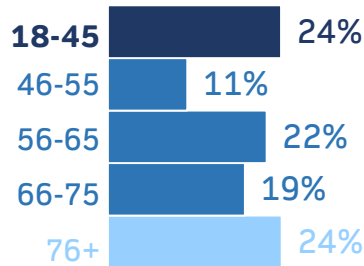


64% female
34% male and 2% other

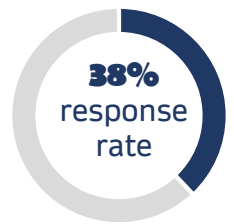


70% From Circle
12.7% from Richey and 6% from Brockway

...age range



38% retired
38% work full-time and 11% work part-time



38% response rate
(272) surveys were returned

Findings from KEY INFORMANTS & FOCUS GROUPS

...major issues/concerns

- Wait times to see providers
- Lack of transportation services for seniors
- Access to healthy food
- Lack of opportunities to be active
- No VA services available locally



...services needed

- Mental health resources
- Pharmacy or prescription delivery
- Senior housing
- Telemedicine
- In-home help for seniors



MONTANA STATE UNIVERSITY

Office of Rural Health
Area Health Education Center